

FREEDON *line*

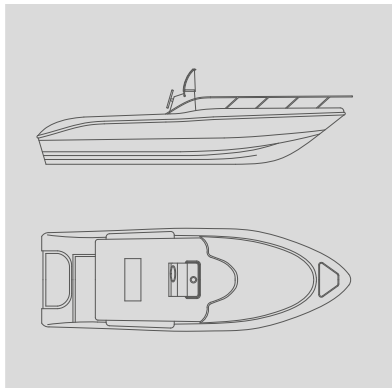




Nuova colorazione 2020/2021 con cuscineria in grigio

TECHNICAL FEATURES

LENGTH O.A.	6,05 mt
BEAM O.A.	2,34 mt
WEIGHT (approx.)	850 kg
MAX PEOPLE ON BOARD	N° 7
ENGINES	1L
MAX POWER	175 HP
CERTIFICATION CE	C



STD EQUIPMENT

CONSOLE DI GUIDA/STEERING CONSOLE - LUCI DI NAVIGAZIONE R/V/NAVIGATION LIGHTS R/G - MUSONE INOX DI PRUA/SS BOW ROLLER
 PANCA GUIDA CON GAVONE/STEERING BENCH WITH LOCKER - PANNELLO ELETTRICO/ELECTRIC PANEL
 POMPA DI SENTINA AUTOMATICA/AUTOMATIC BILGE PUMP - SCALETTA/LADDER - SERBATOIO BENZINA/FUEL TANK (CIRCA/APPROX 150 LT)

OPT EQUIPMENT

ASTA LUCE 360/360 NAVIGATION LIGHT - C/CONSOLLE E PANCA/CONSOLE AND BENCH COVER
 CUSCINERIA DI PRUA/FORE SUNDECK CUSHIONS - DOCCIA/SHOWER (45 LT) - RADIO/RADIO
 RIVESTIMENTO POZZETTO FLEXITEEK/FLEXITEEK COVERING ON COCKPIT - TAVOLO/TABLE
 TELO RICOVERO/BOAT STORAGE COVER - TENDALINO FISSO INOX/FIXED SS BIMINI - TIMONERIA IDRAULICA/HYDRAULIC STEERING

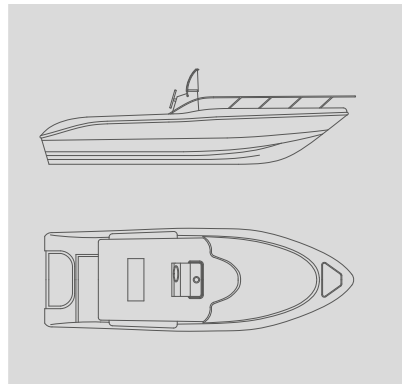


FREEDOM 18

Nuova colorazione 2020/2021 con cuscineria in grigio

TECHNICAL FEATURES

LENGTH O.A.	5,50 mt
BEAM O.A.	2,26 mt
WEIGHT (approx.)	680 kg
MAX PEOPLE ON BOARD	N° 6
ENGINES	1L
MAX POWER	135 HP
CERTIFICATION CE	C



STD EQUIPMENT

CONSOLE DI GUIDA/STEERING CONSOLE - LUCI DI NAVIGAZIONE R/V/NAVIGATION LIGHTS R/G - MUSONE INOX DI PRUA/SS BOW ROLLER
 PANCA GUIDA CON GAVONE/STEERING BENCH WITH LOCKER - PANNELLO ELETTRICO/ELECTRIC PANEL
 POMPA DI SENTINA AUTOMATICA/AUTOMATIC BILGE PUMP - SCALETTA/LADDER - SERBATOIO BENZINA/FUEL TANK (PLASTICA/PLASTIC CIRCA/APPROX 90 LT)

OPT EQUIPMENT

ASTA LUCE 360/360 NAVIGATION LIGHT - C/CONSOLLE E PANCA/CONSOLE AND BENCH COVER
 CUSCINERIA DI PRUA/FORE SUNDECK CUSHIONS - DOCCIA/SHOWER (45 LT) - RADIO/RADIO
 RIVESTIMENTO POZZETTO FLEXITEEK/FLEXITEEK COVERING ON COCKPIT
 SERBATOIO BENZINA/FUEL TANK (INOX/SS CIRCA/APPROX 160 LT) - TAVOLO/TABLE - TELO RICOVERO/BOAT STORAGE COVER
 TENDALINO FISSO INOX/FIXED SS BIMINI

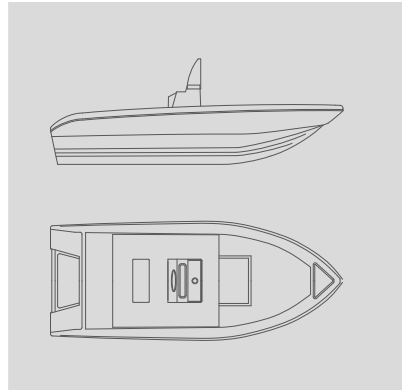


FREEDOM 16

Nuova colorazione 2020/2021 con cuscineria in grigio

TECHNICAL FEATURES

LENGTH O.A.	4,90 mt
BEAM O.A.	2,02 mt
WEIGHT (approx.)	450 kg
MAX PEOPLE ON BOARD	N° 7
ENGINES	1 L
MAX POWER	100 HP
CERTIFICATION CE	C



STD EQUIPMENT

CONSOLE DI GUIDA/STEERING CONSOLE - LUCI DI NAVIGAZIONE R/V/NAVIGATION LIGHTS R/G - MUSONE INOX DI PRUA/SS BOW ROLLER
 PANCA GUIDA CON GAVONE/STEERING BENCH WITH LOCKER - PANNELLO ELETTRICO/ELECTRIC PANEL
 POMPA DI SENTINA AUTOMATICA/AUTOMATIC BILGE PUMP - SCALETTA/LADDER

OPT EQUIPMENT

ASTA LUCE 360/360 NAVIGATION LIGHT - C/CONSOLLE E PANCA/CONSOLE AND BENCH COVER
 CUSCINERIA DI PRUA/FORE SUNDECK CUSHIONS - RADIO/RADIO
 SERBATOIO BENZINA/FUEL TANK (PLASTICA/PLASTIC CIRCA/APPROX 60 LT) - TAVOLO/TABLE
 TELO RICOVERO/BOAT STORAGE COVER - TENDALINO ABBATTIBILE ALLUMINIO/ALUMINUM COLLAPSIBLE BIMINI



Cantieri Capelli S.r.l.
 Via delle industrie, 19 - 26020 Spinadesco - Cremona (Italy)
 Tel. +39 0372 491399
 E-mail: info@cantiericapelli.it - Web: www.cantiericapelli.it



Tutte le caratteristiche relative all'intera gamma non sono vincolanti. Cantieri Capelli si riserva il diritto di modificarle senza preavviso. Le imbarcazioni raffigurate possono essere equipaggiate con accessori optional.
 All features and data concerning our whole production are not binding. The shipyard Capelli reserves the right to modify them without advance notice. The boats shown can be equipped with additional options.